

# PAINTE® Spot

PAINTE® Spot delivers the perfect compact, quiet, quality spot solution for short to medium throw scenarios in theatrical, television, installation, live or corporate settings to create your masterpiece!

**Light source**

TE™ 310W White LED TRANSFERABLE ENGINE

**Light output**

15.200 lm, 24.000 lx @ 5m, Cpulse™ special flicker free management for HD and UHD cameras, ready for 8K and 16K

**Zoom range**

8° - 48°

**Effects**

Static and rotating gobo wheel, Colour wheel, Prism



Whether broad brush strokes or adding the finest detail, PAINTE® Spot delivers the master's touch. Colours are boundless via the advanced CMY colour mixing system. From its compact frame, PAINTE® Spot punches way above its weight, with an impressive 15.200-lumen fixture output of sparkling, clear, white light.

Designed for noise-sensitive environments, PAINTE® Spot features the TE™ 310W HP White LED engine from our ground-breaking TRANSFERABLE ENGINE technology. The high-performance engine gives you the ability to easily maintain light quality and consistency across your inventory.

The motorised zoom gives a range of 8° - 48°, perfect for short to medium throw applications.

PAINTE® Spot is packed with Robe innovation including CPulse™ flicker-free management system for HD and UHD cameras; L3™ Low Light Linearity dimming software for imperceptible fades to black; AirLOC™ (Less Optical Cleaning) technology keeping the optical elements in pristine condition for far longer; EMS™ Electronic Motion Stabiliser technology for enhanced fixture stability.

The fast, feature-packed, small footprint PAINTE® Spot lets you brush in the finest detail or boldest statement with Robe quality.

# Technical Specification

## Source

- Light source type: TE™ 310W HP White LED Engine (Patented):
  - HP - High Performance Engine for maximum light output and optimal colour characteristics
  - LED Engine output: 18.500 lm
  - Fixture total lumen output:
    - 15.200 lm (integrating sphere)
    - 12.250 lm (goniophotometer)
  - Colour temperature output: 6.700 K
  - CRI: 70, remotely selectable filter for CRI 90
  - Illuminance: 23.485 lx @ 5 m
- Light source type: TE™ 310W HCF White LED Engine (Patented):
  - HCF - High Colour Fidelity Engine for the best light quality and colour rendition
  - LED Engine output: 13.000 lm
  - Fixture total lumen output:
    - 9.800 lm (integrating sphere)
    - 7.800 lm (goniophotometer)
  - Colour temperature output: 6.000 K
  - CRI: 96, TLCI: 97, TM-30-18 Rf: 92, TM-30-18 Rg: 99
  - Illuminance: 15.289 lx @ 5 m
- LED life expectancy: min. 50.000 hours
- Typical lumen maintenance: L70/B50 @ 50.000 hours
- Light source warranty: 4 years or 20.000 hours

## Optical system

- Robe's proprietary optical design
- High-efficiency 13-lens zoom optical system, ratio: 6:1
- Zoom range: 8°- 48°
- Output lens diameter: 110 mm

## Dynamic Effects and Features

- Cyan: 0 - 100%
- Magenta: 0 - 100%
- Yellow: 0 - 100%
- Virtual CTO
- ChromaTint™ - Patented plus / minus green correction function
- Colour Wheel: 9 dichroic filters + white
- Rotating gobo wheel: 8 rotating, indexable and replaceable breakup and aerial gobos + open, patented slot & lock system
- Static gobo wheel: 9 gobos + open
- Prism: 8-facet prism rotating in both directions at variable speed
- Iris: Motorized, stepless, pulse effects up to 3 Hz
- MagFrost™ - magnetic paddle fast change system providing exchangeable frost containing as standard a medium 5° for even wash
- Motorized zoom and focus
- Electronic strobe effect with variable speed up to 20 Hz
- Extremely quiet operation suitable for all types of production in Theatre and TV
- L3™ - (Low Light Linearity) Imperceptible 18 bit dimming for ultra smooth fade to black
- Cpulse™ special flicker-free management for HD and UHD cameras, ready for 8K and 16K
- AirLOC™ (Less Optical Cleaning) technology greatly reduces the level of airborne particles drawn over the optical elements. This increases the overall performance, light quality and time between routine cleaning and maintenance.

## Control and programming

- Setting & Addressing: ROBE Navigation System 2 (RNS2)
- Display: QVGA Robe touch screen with battery backup, gravitation sensor for auto screen positioning, operation memory service log with RTC, stand-alone operation with 3 editable programs (each up to 100 steps), built-in analyser for easy fault finding
- Protocols:
  - USITT DMX-512, RDM
  - ArtNet, MA Net, MA Net2, sACN
- REAP™ - Robe Ethernet Access Portal
- Wireless CRMX™ technology from Lumen Radio - on request
- Epass™: Ethernet pass through switch which sustains Ethernet integrity, when the fixture has no power, to automatically maintain network connectivity - on request
- DMX Protocol modes: 2
- Control channels: 35, 36
- Pan & Tilt resolution: 16 bit
- CMY: 8 bit
- Rotating gobo wheel positioning: 8 bit
- Gobo indexing & rotation: 8 or 16 bit
- Static gobo wheel positioning: 8 or 16 bit
- Prism indexing & rotation: 8 bit
- Iris: 8 or 16 bit
- Frost: 8 bit
- Zoom: 8 or 16 bit
- Focus: 8 or 16 bit
- Dimmer: 16 bit (internal 18 bit)

## Movement

- Pan movement: 540°
- Tilt movement: 270°
- Controllable speed of Pan & Tilt movement
- EMS™: Electronic Motion Stabilizer system for Pan & Tilt reducing beam deviation caused by truss movement or vibration (Patented)
- Automatic Pan & Tilt position correction

## Rotating gobos

- Glass gobos: 8 rotating gobos + open
- Outside diameter: 15.9 mm
- Image diameter: 12.5 mm
- Thickness: 1.1 mm
- High temperature borofloat or better glass
- Patented slot & lock system for easy replacement of gobos

## Static gobos

- Aluminium wheel with fixed gobos: 9 gobos + open position

## Thermal specification

- Maximum ambient temperature: 45 °C (113 °F)
- Maximum surface temperature: 80 °C (176 °F)
- Minimum operating temperature: -5 °C (23 °F)
- Total heat dissipation: max. 1126 BTU/h (calculated)

## Electrical specification and connections

- Power supply: Electronic auto-ranging
- Input voltage range: 100-240 V, 50/60 Hz
- Power consumption: max. 440 W
- Power connector in: Neutrik powerCON TRUE1
- DMX and RDM data in/out: Locking 5-pin XLR
- Ethernet port in: RJ45
- Ethernet port in/out: RJ45 for Embedded Epass™ switch 10/100 Mbps - on request

## Approvals

- CE Compliant
- cETLus Compliant

## Mechanical specification

- Height: 619 mm (24.4") - Head in vertical position
- Width: 367 mm (14.4")
- Depth: 219 mm (8.6") - Head in vertical position
- Weight: 18.1 kg (39.9 lbs)
- Ingress protection rating: IP20

## Rigging

- Mounting positions: Horizontally or vertically
- Universal operating position
- Mounting points: 2 pairs of 1/4-turn locking points
- 2x Omega adaptors with 1/4-turn quick locks
- Pan & Tilt transport locks

## Included items

- User Manual
- Omega Adaptor CL-regular 2 pcs
- Power cord including powerCON TRUE1 In connector

## Optional accessories

- PAINTE TE™ 310W HP White LED Engine: 14080078
- PAINTE TE™ 310W HCF White LED Engine: 14080083
- PAINTE TE™ 310W TGW White LED Engine: 14080099
- Frost 0.5° (exchange) assembled: 10980690
- Frost 1° (exchange) assembled: 10980691
- Frost 3.5° (exchange) assembled: 10980758
- Frost 10° (exchange) assembled: 10980693
- Frost 20° (exchange) assembled: 10980694
- Frost 30° (exchange) assembled: 10980695
- Gel frame adaptor: 10981120
- Top hat: 10981121
- Doughty Trigger Clamp: 17030386
- Safety wire 36 kg: 99011963
- Single Top Loader Case: 10120287-01
- Dual Top Loader Case: 10120288-01
- Quad Top Loader Case: 10120289-01
- Foam Shell: 20020444-01

## Legal

- PAINTE® is Registered Trademark of Robe lighting s. r. o.
- PAINTE® Spot is patented by Robe lighting s. r. o. and is protected by one or more pending or issued patents

## Gobos&Colours

### Rotating Gobo Wheel



15020441



15020442



15020443



15020444



15020445



15020446




15020447




15020448


### Fixed Gobo Wheel, Detail




11020278-1




11020278-2



11020278-3




11020278-4



11020278-5



11020278-6



11020278-7




11020278-8




11020278-9


### Colour Wheel




14070504




14070505




14070506



14070507




14070508



14070509



14070510



14070511



14070512-5